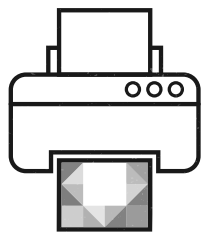
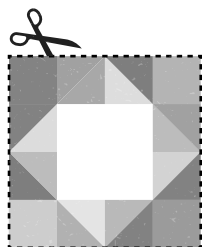



BERAKHAH-TELLER



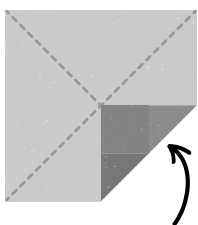
1 BEFORE THE HOLIDAY, PRINT OUT ENOUGH BERAKHAH TELLERS SO THAT THERE ARE AT LEAST ENOUGH FOR EVERY TWO PEOPLE AT YOUR GATHERING



2 CUT ALONG THE BORDER TO MAKE A SQUARE




3 WITH THE PRINT SIDE DOWN, FOLD IN HALF BOTH WAYS TO CREATE CREASES



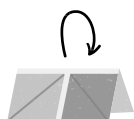
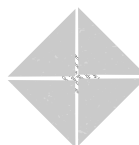
4 FOLD EACH CORNER TO THE CENTER

after this step it
will look like this



5 TURN OVER, FOLD EACH CORNER TO THE CENTER

after this step it
will look like this



6 FOLD IN HALF BOTH WAYS TO MAKE CREASES



7 USE YOUR FINGERS TO OPEN THE FLAPS UNDERNEATH

INSTRUCTIONS FOR USING THE BERAKHAH-TELLER

This Berakhah-Teller helps you to connect with one another in new ways, reflect on the holiday, and provide words of blessing as you enter the new year

1. Partner A holds the Berakhah-Teller
2. Partner B chooses one holiday symbol and shares with their partner why they are most "like" that symbol
3. Partner A moves the Berakhah-Teller the number written next to the symbol
4. Partner B chooses a prompt to discuss
5. Both partners share their answers
6. Partner A moves the Berakhah-Teller the number of times written next to the prompt
7. Partner A reads the blessing
8. Switch!

